



### District Report Card: 2017


<b>State:</b> Jammu And Kashmir	<b>District:</b> Ramban
<b>Class:</b> 3	<b>Subject:</b> EVS
<b>Schools:</b> 60	<b>Students:</b> 591


### Participation/Coverage


#### Students

<div>GENDER</div> <div></div>	Boys		Girls	
	Number	%	Number	%
	269	45.52	322	54.48

<div>AREA</div> <div></div>	Rural		Urban	
	Number	%	Number	%
	575	97.29	16	2.71

<div>CATEGORY</div> <div></div>	SC		ST		OBC		GEN	
	Number	%	Number	%	Number	%	Number	%
	33	5.58	104	17.60	41	6.94	413	69.88

<div>CWSN</div> <div></div>	LD	VI	HI	S&LD	ID	Oth
	1	1	2	2	9	5

<div>Management</div> <div></div>	Government		Government-aided	
	Number	%	Number	%
	591	100.00	0	0.00

### Average Performance of Students in EVS (%)

Overall	Gender		Area		Management		Social Group			
	Male	Female	Rural	Urban	Govt.	Aided	SC	ST	OBC	GEN
60.37	60.42	60.33	61.40	23.33	60.37	0.00	42.83	58.40	66.18	61.69

## Performance on Learning Outcomes (LOs)

Learning Outcomes	Description	Average Performance(%)
E302	Identifies simple features (e.g. movement, at places found/ kept, eating habits, sounds) of animals and birds in the immediate surroundings.	61.25
E303	Identifies relationships with and among family members	58.82
E304	Identifies objects, signs (vessels, stoves, transport, means of communication, transport, signboards etc.), places (types of houses/shelters, bus stand, petrol pump etc.) activities (works people do, cooking processes, etc.) at home/school/neighborhoods	59.07
E305	Describes need of food for people of different age groups, animals/birds, availability of food and water and use of water at home and surroundings	71.07
E307	Groups objects, birds, animals, features, activities according to differences/similarities using different senses. (e.g. appearance/place of living/ food/ movement/ likes-dislikes/ any other features)	65.45
E309	Identifies directions, location of objects/places in simple maps using signs/symbols/verbally	64.90
E310	Guesses properties, estimates quantities of materials/activities in daily life and verifies using symbols/non-standard units	55.16
E311	Records observations, experiences, information on objects/activities/places visited in different ways and predicts patterns etc.	46.53
E313	Observes rules in games (local, indoor, outdoor)	30.10
E314	Voices opinion on good/bad touch , stereotypes for tasks/play/food in family w.r.t gender, misuse/wastage of food and water in family and school.	60.91

Range of Performance of Students who Answered Correctly							
Below 30%		30% - 50%		50% - 75%		Above 75%	
Number	%	Number	%	Number	%	Number	%
83	14.04	122	20.64	202	34.18	184	31.13

## Lowest Performing Learning Outcomes (LOs)

1 - Observes rules in games (local, indoor, outdoor) (30.10)

2 - Records observations, experiences, information on objects/activities/places visited in different ways and predicts patterns etc. (46.53)

3 - Guesses properties, estimates quantities of materials/activities in daily life and verifies using symbols/non-standard units (55.16)

4 - Identifies relationships with and among family members (58.82)

5 - Identifies objects, signs (vessels, stoves, transport, means of communication, transport, signboards etc.), places (types of houses/shelters, bus stand, petrol pump etc.) activities (works people do, cooking processes, etc.) at home/school/neighborhoods (59.07)